



# MINT INVESTMENTS LIMITED

CIN No. L15142WB1974PLC029184

REGISTERED OFFICE : DHUNSERI HOUSE

4A WOODBURN PARK, KOLKATA - 700 020

Phone : 2280 1950 (5 Lines) Fax : 91 33 2287 8995

Ref: MIL/7/2019/09

Date: 12.04.2019

The Secretary  
The Calcutta Stock Exchange  
7, Lyons Range  
Kolkata- 700001

Stock Code: 10023148

Dear Sir / Ma'am,



**Sub: Regulation 31 of SEBI (Listing Obligations & Disclosure Requirements), Regulation, 2015, for the Quarter ended 31st March, 2019**

Pursuant to the provisions of Regulation 31(1)(b) of SEBI (Listing Obligations and Disclosure Requirements) Regulation, 2015, please find enclosed the Shareholding Pattern in the prescribed format for the quarter ended 31st March, 2019.

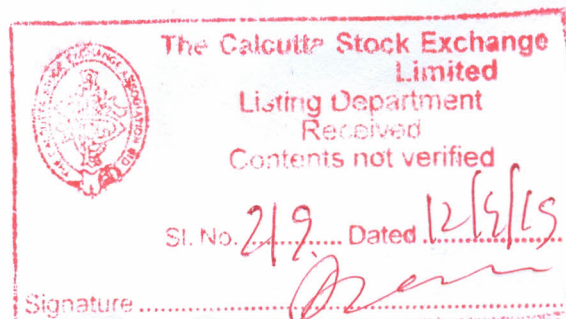
Please acknowledge the receipt.

Thanking You

Yours faithfully,  
For Mint Investments Limited

  
  
Parmita Khemka  
Company Secretary & Compliance Officer  
ACS 56718

Encl: As stated above



**Format of holding of specified securities**

1. Name of Listed Entity: MINT INVESTMENTS LTD (CIN:L15142WB1974PLC029184)

2. Scrip Code 10023148 Name of Scrip -, Class of Security Equity

3. Share Holding Pattern Filed under : Reg. 31(1)(a)/Reg. 31(1)(b)/Reg. 31(1)(c )

a. If under 31 (1)(b) then indicate the report for Quarter ending: 31/03/2019

b. If under 31(1)(c ) then indicate date of allotment/extinguishment

4. **Declaration** : The Listed entity is required to submit the following declaration to the extent of submission of information:-

	Particulars	Yes*	No*
1	Whether the Listed Entity has issued any partly paid up shares?		No
2	Whether the Listed Entity has issued any Convertible Securities or Warrants?		No
3	Whether the Listed Entity has any shares against which depository receipts are issued?		No
4	Whether the Listed Entity has any shares in Locked-in?		No
5	Whether any shares held by promoters are pledge or otherwise encumbered?		No

\* If the Listed Entity selects the option 'No' for the questions above, the column for the partly paid up shares, Outstanding Convertible Securities/Warrants, depository receipts, locked-in shares, No of shares pledged or otherwise encumbered by promoters, as applicable, shall not be displayed at the time of dissemination on the Stock Exchange website. Also wherever there is 'No' declared by Listed Entity in above table the values will be considered as 'Zero' by default on submission of the format of holding of specified securities.

5. The tabular format for disclosure of holding of specified securities is as follows:-



## MINT INVESTMENTS LTD

Table I - Summary Statement holding of specified securities as on 31/03/2019

Table I - Summary Statement holding of specified securities as on 31/03/2019																		
Category (I)	Category of shareholder (II)	Nos. of shareholders (III)	No. of fully paid up equity shares held (IV)	No. of Partly paid-up equity shares held (V)	No. of shares underlying Depository Receipts (VI)	Total nos. shares held (VII)=(IV)+(V)+(VI)	Shareholding as a % of total no. of shares (calculated as per SCRR, 1957) (VIII) As a % of (A+B+C2)	Number of Voting Rights held in each class of securities (IX)				No of shares Underlying outstanding convertible securities (including Warrants) (X)	Shareholding as a % assuming full conversion of convertible securities (as a percentage of diluted share capital) (XI)=(VII)+(X) As a % of (A+B+C2)	Number of Locked in shares (XII)		Number of shares pledged or otherwise encumbered (XIII)		Number of equity shares held in dematerialized form (XIV)
								No of Voting Rights			Total as a % of (A+B+C)			No. (a)	As a % of total shares held (b)	No. (a)	As a % of total shares held (b)	
								Class eg:x	Class eg:y	Total								
(A)	Promoter & Promoter group	12	3921340	0	0	3921340	70.7823	3921340	0	3921340	70.7823	0	70.7823	0	0.0000	0	0.0000	3921340
(B)	Public	71	1618660	0	0	1618660	29.2177	1618660	0	1618660	29.2177	0	29.2177	0	0.0000	NA		1604316
(C)	Non Promoter - Non Public															NA		
(C1)	Shares underlying DRs						NA									NA		
(C2)	Shares held by Employee Trusts															NA		
	Total	83	5540000	0	0	5540000	100.0000	5540000	0	5540000	100.0000	0	100.0000	0				5525656






Table II - Statement Showing shareholding pattern of the Promoter and Promoter Group as on 31/03/2019

(1)	Category & Name of the Shareholders (I)	PAN	(II)	Nos. of shareholders (III)	No. of fully paid up equity shares held (IV)	Partly paid-up equity shares held (V)	Nos. of shares underlying Depository Receipts (VI)	Total nos. shares held (VII)=(IV)+(V)+(VI)	Shareholding % calculated as per SCRR, 1957) As a % of (A+B+C2) (VIII)	Number of Voting Rights held in each class of securities (IX)				No of shares Underlying outstanding convertible securities (including Warrants) (X)	Shareholding as a % assuming full conversion of convertible securities (as a percentage of diluted share capital) (XI)=(VII)+(X) As a % of A+B+C2)	Number of Locked in shares (XII)		Number of shares pledged or otherwise encumbered (XIII)		Number of equity shares held in dematerialized form (XIV)
										No of Voting Rights			Total as a % of Total Voting rights			No. (a)	As a % of total shares held (b)	No. (a)	As a % of total shares held (b)	
										Class x	Class y	Total								
(1)	Indian																			
(a)	Individuals/Hindu undivided Family			10	3226340	0	0	3226340	58.2372	3226340	0	3226340	58.2372	0	58.2372	0	0.0000	0	0.0000	3226340
	CHANDRA KUMAR DHANUKA AS PARTNER OF SEW BHAGWAN & SONS	AAKFS4315G		1	700688	0	0	700688	12.6478	700688	0	700688	12.6478	0	12.6478	0	0.0000	0	0.0000	700688
	CHANDRA KUMAR DHANUKA	ADGPD0857K		1	641116	0	0	641116	11.5725	641116	0	641116	11.5725	0	11.5725	0	0.0000	0	0.0000	641116
	ARUNA DHANUKA	ADQPD2489R		1	565818	0	0	565818	10.2133	565818	0	565818	10.2133	0	10.2133	0	0.0000	0	0.0000	565818
	MRIGANK DHANUKA, TRUSTEE, AYAAN DHANUKA TRUST	AADTA7933R		1	351159	0	0	351159	6.3386	351159	0	351159	6.3386	0	6.3386	0	0.0000	0	0.0000	351159
	MRIGANK DHANUKA, TRUSTEE, AMAN DHANUKA TRUST	AABAA6560H		1	351159	0	0	351159	6.3386	351159	0	351159	6.3386	0	6.3386	0	0.0000	0	0.0000	351159
	CHANDRA KUMAR DHANUKA AS TRUSTEE OF SHREE SHALIGRAM TRUST	AAAAS4829E		1	165818	0	0	165818	2.9931	165818	0	165818	2.9931	0	2.9931	0	0.0000	0	0.0000	165818
	CHANDRA KUMAR DHANUKA AS TRUSTEE OF KRISHNA KALINDI TRUST	AAAAS1220F		1	165818	0	0	165818	2.9931	165818	0	165818	2.9931	0	2.9931	0	0.0000	0	0.0000	165818
	CHANDRA KUMAR DHANUKA AS TRUSTEE OF RAM JANAKI TRUST	AAAAR0648C		1	165818	0	0	165818	2.9931	165818	0	165818	2.9931	0	2.9931	0	0.0000	0	0.0000	165818
	CHANDRA KUMAR DHANUKA KARTA OF SHANKARLAL CHANDRA KUMAR (HUF)	AAMHS3207F		1	110000	0	0	110000	1.9856	110000	0	110000	1.9856	0	1.9856	0	0.0000	0	0.0000	110000
	MRIGANK DHANUKA	ADLPD0161H		1	8946	0	0	8946	0.1615	8946	0	8946	0.1615	0	0.1615	0	0.0000	0	0.0000	8946
(b)	Central Government/State Government(s)																			
(c)	Financial Institutions/Banks																			
(d)	Any Other (specify)																			
	Bodies Corporate			2	695000	0	0	695000	12.5451	695000	0	695000	12.5451	0	12.5451	0	0.0000	0	0.0000	695000
	TRIMPLEX INVESTMENTS LIMITED	AABCT1470B		1	675000	0	0	675000	12.1841	675000	0	675000	12.1841	0	12.1841	0	0.0000	0	0.0000	675000
	MADHUTING TEA PRIVATE LIMITED	AADCM3395E		1	20000	0	0	20000	0.3610	20000	0	20000	0.3610	0	0.3610	0	0.0000	0	0.0000	20000
	Sub Total			12	3921340	0	0	3921340	70.7823	3921340	0	3921340	70.7823	0	70.7823	0	0.0000	0	0.0000	3921340
(2)	Foreign																			
(a)	Individuals (Non-Resident Individuals/Foreign Individuals)																			
(b)	Government																			
(c)	Institutions																			
(d)	Foreign Portfolio Investor																			
(e)	Any Other (specify)																			
	Sub Total			0	0	0	0	0	0.0000	0	0	0	0.0000	0	0.0000	0	0.0000	0	0.0000	0

MINT INVESTMENTS LTD																		
Table II - Statement Showing shareholding pattern of the Promoter and Promoter Group as on 31/03/2019																		
Category & Name of the Shareholders (I)	PAN (II)	Nos. of shareholders (III)	No. of fully paid up equity shares held (IV)	Partly paid-up equity shares held (V)	Nos. of shares underlying Depository Receipts (VI)	Total nos. shares held (VII)=(IV)+(V)+(VI)	Sharehold ing % calculated as per SCRR, 1957) As a % of (A+B+C2) (VIII)	Number of Voting Rights held in each class of securities (IX)			Total as a % of Total Voting rights	No of shares Underlying outstanding convertible securities (including Warrants) (X)	Shareholdin g as a % assuming full conversion of convertible securities (as a percentage of diluted share capital) (XI)=(VII)+(X) As a % of A+B+C2)	Number of Locked in shares (XII)		Number of shares pledged or otherwise encumbered (XIII)		Number of equity shares held in demateriali zed form (XIV)
								Class x	Class y	Total				No. (a)	As a % of total shares held (b)	No. (a)	As a % of total shares held (b)	
Total Shareholding of Promoter and Promoter Group (A)=(A)(1)+(A)(2)		12	3921340	0	0	3921340	70.7823	3921340	0	3921340	70.7823	0	70.7823	0	0.0000	0	0.0000	3921340





MINT INVESTMENTS LTD																						
Table III - Statement Showing shareholding pattern of the Public shareholder as on 31/03/2019																						
		Category & Name of the Shareholders (I)	PAN (II)	Nos. of shareholders (III)	No. of fully paid up equity shares held (IV)	Partly paid up equity shares held (V)	Nos. of shares underlying Depository Receipts (VI)	Total nos. shares held (VII)=(IV)+(V)+(VI)	Shareholding % calculated as per SCRR, 1957) As a % of (A+B+C2) (VIII)	Number of Voting Rights held in each class of securities (IX)				No of shares Underlying outstanding convertible securities (including Warrants) (X)	Shareholding as a % assuming full conversion of convertible securities (as a percentage of diluted share capital) (XI)=(VII)+(X) As a % of A+B+C2)	Number of Locked in shares (XII)		Number of shares pledged or otherwise encumbered (XIII)		Number of equity shares held in dematerialized form (XIV)		
										No of Voting Rights			Total as a % of Total Voting rights					No. (a)	As a % of total shares held (b)		No. (Not applicable) (a)	As a % of total shares held (Not applicable) (b)
										Class x	Class y	Total										
(1)		Institutions																				
(a)		Mutual Funds / UTI																				
(b)		Venture Capital Funds																				
(c)		Alternate Investment Funds																				
(d)		Foreign Venture Capital Investors																				
(e)		Foreign Portfolio Investors																				
(f)		Financial Institutions / Banks																				
(g)		Insurance Companies																				
(h)		Provident Funds / Pension Funds																				
(i)		Any Other (specify)																				
		Sub Total		0	0	0	0	0	0.0000	0	0	0	0.0000	0	0.0000	0	0.0000	NA		0		
(2)		Central Government / State Government(s) / President of India																				
(3)		Non-Institutions																				
(a)		Individuals-																				
		i. Individual shareholders holding nominal share capital upto Rs.2 lakhs		58	59994	0	0	59994	1.0829	59994	0	59994	1.0829	0	1.0829	0	0.0000	NA		45800		
		ii. Individual shareholders holding nominal share capital in excess of Rs.2 lakhs		2	88300	0	0	88300	1.5939	88300	0	88300	1.5939	0	1.5939	0	0.0000	NA		88300		
(b)		NBFCs registered with RBI																				
(c)		Employee Trusts																				
(d)		Overseas Depositories (holding DRs) (balancing figure)																				
(e)		Any Other (specify)																				
		Investor Education and Protection Fund Authority		1	5099	0	0	5099	0.0920	5099	0	5099	0.0920	0	0.0920	0	0.0000	NA		5099		
		Bodies Corporate		10	1465267	0	0	1465267	26.4489	1465267	0	1465267	26.4489	0	26.4489	0	0.0000	NA		1465117		

MINT INVESTMENTS LTD																				
Table III - Statement Showing shareholding pattern of the Public shareholder as on 31/03/2019																				
Category & Name of the Shareholders (I)	PAN (II)	Nos. of shareholders (III)	No. of fully paid up equity shares held (IV)	Partly paid-up equity shares held (V)	Nos. of shares underlying Depository Receipts (VI)	Total nos. shares held (VII)=(IV)+(V)+(VI)	Shareholding % calculated as per SCRR, 1957) As a % of (A+B+C2) (VIII)	Number of Voting Rights held in each class of securities (IX)				No of shares Underlying outstanding convertible securities (including Warrants) (X)	Shareholding as a % assuming full conversion of convertible securities (as a percentage of diluted share capital) (XI)=(VII)+(X) As a % of A+B+C2)	Number of Locked in shares (XII)		Number of shares pledged or otherwise encumbered (XIII)		Number of equity shares held in dematerialized form (XIV)		
								No of Voting Rights			Total as a % of Total Voting rights			No. (a)	As a % of total shares held (b)	No. (Not applicable) (a)	As a % of total shares held (Not applicable) (b)			
								Class x	Class y	Total										
BISHNAUTH INVESTMENTS LIMITED	AABCM7767N	1	785000	0	0	785000	14.1697	785000	0	785000	14.1697	0	14.1697	0	0.0000	NA		785000		
THIRDWAVE BUSINESS AIDS PRIVATE LIMITED	AAACT9843P	1	276820	0	0	276820	4.9968	276820	0	276820	4.9968	0	4.9968	0	0.0000	NA		276820		
WILLIAMSON FINANCIAL SERVICES LIMITED	AAACW4504A	1	240000	0	0	240000	4.3321	240000	0	240000	4.3321	0	4.3321	0	0.0000	NA		240000		
DUFFLAGHUR INVESTMENTS LIMITED	AAACD9587C	1	100000	0	0	100000	1.8051	100000	0	100000	1.8051	0	1.8051	0	0.0000	NA		100000		
Sub Total		71	1618660	0	0	1618660	29.2177	1618660	0	1618660	29.2177	0	29.2177	0	0.0000	NA		1604316		
Total Public Shareholding (B)=(B)(1)+(B)(2)+(B)(3)		71	1618660	0	0	1618660	29.2177	1618660	0	1618660	29.2177	0	29.2177	0	0.0000	NA		1604316		





MINT INVESTMENTS LTD																			
Table Iv - Statement Showing shareholding pattern of the Non Promoter - Non Public shareholder as on 31/03/2019																			
	Category & Name of the Shareholders (I)	PAN (II)	No of shareholders (III)	No. of fully paid up equity shares held (IV)	Partly paid-up equity shares held (V)	Nos. of shares underlying Depository Receipts (VI)	Total nos.shares held (VII)=(IV)+(V)+(VI)	Shareholding % calculated as per SCRR, 1957) As a % of (A+B+C2) (VIII)	Number of Voting Rights held in each class of securities (IX)				No of shares Underlying outstanding convertible securities (including Warrants) (X)	Total Shareholding as a % assuming full conversion of convertible securities (as a percentage of diluted share capital) (XI)=(VII)+(X) As a % of A+B+C2)	Number of Locked in shares (XII)		Number of shares pledged or otherwise encumbered (XIII)		Number of equity shares held in dematerialized form (XIV)
									No of Voting Rights			Total as a % of Total Voting rights			No. (a)	As a % of total shares held (b)	No. (Not applicable) (a)	As a % of total shares held (Not applicable) (b)	
									Class x	Class y	Total								
(1)	Custodian / DR Holder																		
(2)	Employee Benefit Trust (under SEBI (Share based Employee Benefit) Regulations, 2014)																		
	Total Non Promoter - Non Public Shareholding (C)=(C)(1)+(C)(2)		0	0	0	0	0	0.0000	0	0	0	0.0000	0	0.0000	0	0.0000	NA	NA	0

