



MINT INVESTMENTS LIMITED

CIN No. L15142WB1974PLC029184

REGISTERED OFFICE : DHUNSERI HOUSE

4A WOODBURN PARK, KOLKATA - 700 020

Phone : 2280 1950 (5 Lines) Fax : 91 33 2287 8995

Ref: MI/7/2018/06

Date: 12.04.2018

The Secretary
The Calcutta Stock Exchange
7, Lyons Range
Kolkata- 700001

Stock Code: 10023148

Dear Sir,

Sub: Regulation 31 of SEBI (Listing Obligation & Disclosure Requirement), Regulation, 2015, for the quarter ended 31st March, 2018

Pursuant to the provisions of Regulation 31(1) (b) of SEBI (listing Obligation & Disclosure Requirement) regulation, 2015 please find enclosed the Shareholding Pattern in the prescribed format for the quarter ended 31st March 2018.

Please acknowledge the receipt.

Thanking You

Yours faithfully,

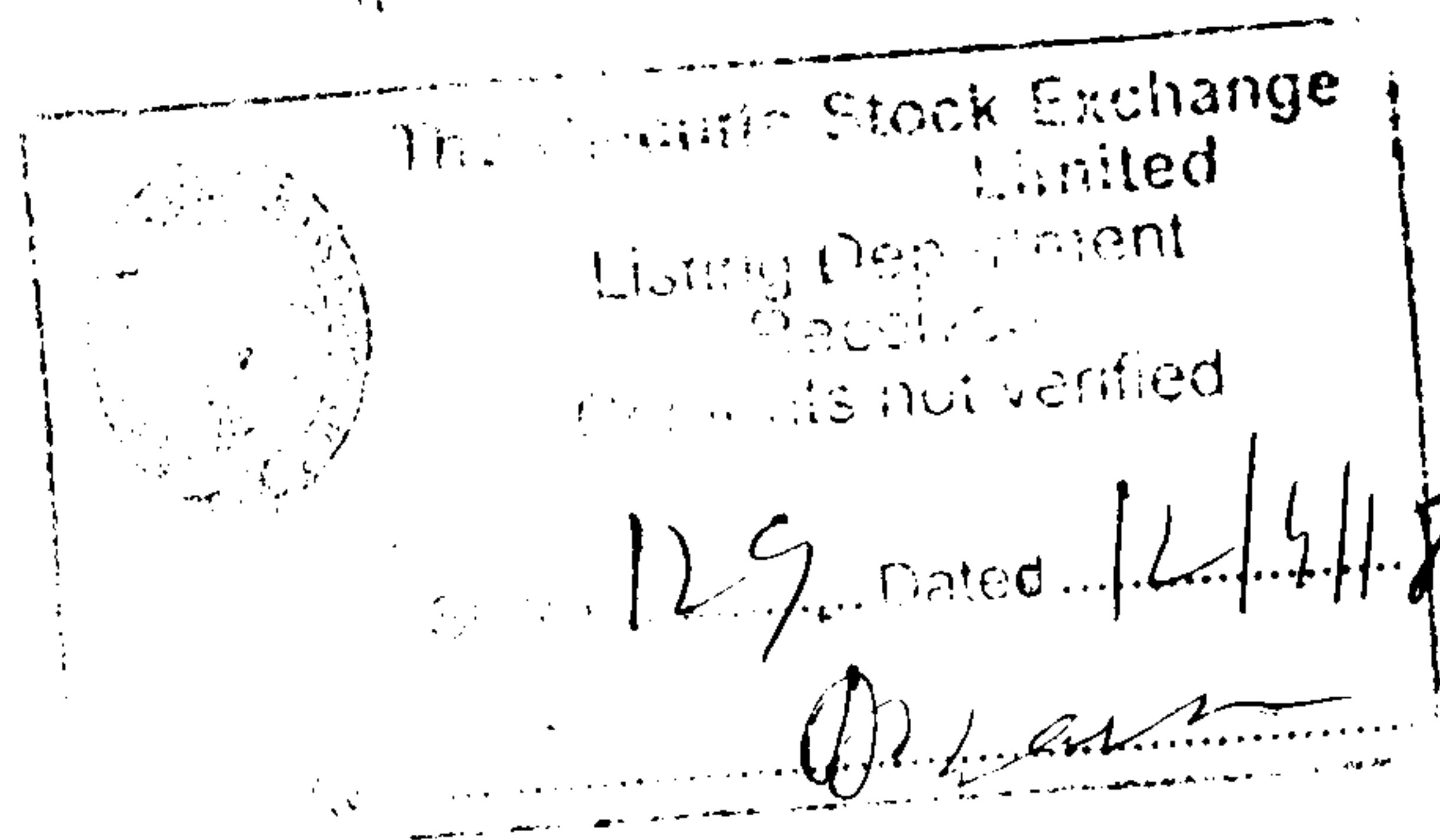
For Mint Investments Limited

Chitra Thekew

ACS: 54009

Company Secretary

Encl: As stated above



Format of holding of specified securities


1. Name of Listed Entity: MINT INVESTMENTS LTD (CIN:L15142WB1974PLC029184)
2. Scrip Code 10023148 Name of Scrip -, - Class of Security Equity
3. Share Holding Pattern Filed under : Reg. 31(1)(a)/Reg. 31(1)(b)/Reg. 31(1)(c)
 - a. If under 31 (1)(b) then indicate the report for Quarter ending: 31/03/2018
 - b. If under 31(1)(c) then indicate date of allotment/extinguishment

4. Declaration : The Listed entity is required to submit the following declaration to the extent of submission of information:-

Particulars	Yes*	No*
1 Whether the Listed Entity has issued any partly paid up shares?		No
2 Whether the Listed Entity has issued any Convertible Securities or Warrants?		No
3 Whether the Listed Entity has any shares against which depository receipts are issued?		No
4 Whether the Listed Entity has any shares in Locked-in?		No
5 Whether any shares held by promoters are pledge or otherwise encumbered?		No

* If the Listed Entity selects the option 'No' for the questions above, the column for the partly paid up shares, Outstanding Convertible Securities/Warrants, depository receipts, locked-in shares, No of shares pledged or otherwise encumbered by promoters, as applicable, shall not be displayed at the time of dissemination on the Stock Exchange website. Also wherever there is 'No' declared by Listed Entity in above table the values will be considered as 'Zero' by default on submission of the format of holding of specified securities.

5. The tabular format for disclosure of holding of specified securities is as follows:-



MINT INVESTMENTS LTD

Table I - Summary Statement holding of specified securities as on 31/03/2018

	Category of shareholder (I)	Nos. of shares (II)	No. of fully paid up equity shares held (IV)	No. of Partly paid-up equity shares held (V)	No. of shares underlying Depository Receipts (VI)	Total nos. shares held (VII)=(IV)+(V)+(VI)	Shareholding as a % of total no. of shares (calculated as per SCRR, 1957) (VIII) As a % of (A+B+C2)	Number of Voting Rights held in each class of securities (IX)			No of shares underlying convertible securities (including Warrants) (X)	Shareholding as a % assuming full conversion of convertible securities (as a percentage of diluted share capital) (XI)=(VII)+(X) As a % of (A+B+C2)	Number of Locked in shares (XII)		Number of shares pledged or otherwise encumbered (XIII)		Number of equity shares held in dematerialized form (XIV)
								Class eg: x	Class eg: y	Total			As a % of total shares held (b)	As a % of total shares held (b)	As a % of total shares held (b)		
(A)	Promoter & Promoter group	12	3921340	0	0	3921340	70.7823	0	0	3921340	70.7823	0	0	0	0	0	3921340
(B)	Public	74	1618660	0	0	1618660	29.2177	0	0	1618660	29.2177	0	0.0000	NA	NA	NA	1598817
(C)	Non Promoter - Non Public						NA										
(C1)	Shares underlying DRs						NA										
(C2)	Shares held by Employee Trusts						NA										
	Total	86	5540000	0	0	5540000	100.0000	0	0	5540000	100.0000	0	0	0	0	0	5520157



(1)	Category & Name of the Shareholders (I)	PAN (II)	Nos. of shares held (III)	No. of fully paid up equity shares held (IV)	Partly paid-up equity shares held (V)	Nos. of shares underlying Depository Receipts (VI)	Total nos. shares held (VII)=(IV)+(V)+(VI)	Shareholding % calculated as per SCRR (1957) As a % of (A+B+C2) (VIII)	Number of Voting Rights held in each class of securities (IX)			Total as a % of Total Voting rights (X)	No. of shares underlying convertible securities (including Warrants) (XI)	Shareholding % as a % assuming full conversion of convertible securities (as a percentage of diluted share capital) (XII)=(VII)+(XI) As a % of (A+B+C2)	Number of Locked in shares (XIII)		Number of shares pledged or otherwise encumbered (XIII)		Number of equity shares held in dematerialized form (XIV)
									Class x	Class y	Total				(a)	(b)	(a)	(b)	
(a)	Indian Individuals/Hindu undivided Family	PAN	10	3226340	0	0	3226340	58.2372	3226340	0	3226340	58.2372	0	0.0000	0	0.0000	0	0.0000	3226340
	CHANDRA KUMAR DHANUKA AS PARTNER OF SEW BHAGWAN & SONS	AAKFS4315G	1	700688	0	0	700688	12.6478	700688	0	700688	12.6478	0	0.0000	0	0.0000	0	0.0000	700688
	CHANDRA KUMAR DHANUKA	ADGPD0857K	1	641116	0	0	641116	11.5725	641116	0	641116	11.5725	0	0.0000	0	0.0000	0	0.0000	641116
	ARUNA DHANUKA	ADQPD2489R	1	565818	0	0	565818	10.2133	565818	0	565818	10.2133	0	0.0000	0	0.0000	0	0.0000	565818
	MIRGANK DHANUKA	AADTA7333R	1	351159	0	0	351159	6.3386	351159	0	351159	6.3386	0	0.0000	0	0.0000	0	0.0000	351159
	MIRGANK DHANUKA	AABAA6360H	1	351159	0	0	351159	6.3386	351159	0	351159	6.3386	0	0.0000	0	0.0000	0	0.0000	351159
	CHANDRA KUMAR DHANUKA AS TRUSTEE OF SHREE SHALIGRAM TRUST	AAAAS4829E	1	165818	0	0	165818	2.9931	165818	0	165818	2.9931	0	0.0000	0	0.0000	0	0.0000	165818
	CHANDRA KUMAR DHANUKA AS TRUSTEE OF KRISHNA KALINDI TRUST	AAAAK1220F	1	165818	0	0	165818	2.9931	165818	0	165818	2.9931	0	0.0000	0	0.0000	0	0.0000	165818
	CHANDRA KUMAR DHANUKA AS TRUSTEE OF RAM JANAKI TRUST	AAAAR0648C	1	165818	0	0	165818	2.9931	165818	0	165818	2.9931	0	0.0000	0	0.0000	0	0.0000	165818
	CHANDRA KUMAR DHANUKA KARTA OF SHANKARLAL CHANDRA KUMAR (HUF)	AAMHS3207F	1	110000	0	0	110000	1.9856	110000	0	110000	1.9856	0	0.0000	0	0.0000	0	0.0000	110000
	MIRGANK DHANUKA	ADLPPD0161H	1	8946	0	0	8946	0.1615	8946	0	8946	0.1615	0	0.0000	0	0.0000	0	0.0000	8946
(b)	Central Government/State Government(s)																		
(c)	Financial Institutions/Banks																		
(d)	Any Other (specify)																		
	Bodies Corporate		2	695000	0	0	695000	12.5451	695000	0	695000	12.5451	0	0.0000	0	0.0000	0	0.0000	695000
	TRIMPLEX INVESTMENTS LIMITED	AABCT1470B	1	675000	0	0	675000	12.1841	675000	0	675000	12.1841	0	0.0000	0	0.0000	0	0.0000	675000
	MADHUTING TEA PRIVATE LIMITED	AADCM3395E	1	20000	0	0	20000	0.3610	20000	0	20000	0.3610	0	0.0000	0	0.0000	0	0.0000	20000
	Sub Total		12	3921340	0	0	3921340	70.7823	3921340	0	3921340	70.7823	0	0.0000	0	0.0000	0	0.0000	3921340
(2)	Foreign Individuals (Non-Resident Individuals/Foreign Individuals)																		
(a)	Government																		
(b)	Institutions																		
(c)	Foreign Portfolio Investor																		
(d)	Any Other (specify)																		
(e)	Sub Total		0	0	0	0	0	0.0000	0	0	0	0.0000	0	0.0000	0	0.0000	0	0.0000	0
	Total Shareholding of Promoter and Promoter Group		12	3921340	0	0	3921340	70.7823	3921340	0	3921340	70.7823	0	0.0000	0	0.0000	0	0.0000	3921340




Table III - Statement Showing shareholding pattern of the Public shareholder as on 31/03/2018

	Category & Name of the Shareholders (I)	PAN (II)	Nos. of shares held (III)	No. of fully paid up equity shares held (IV)	Partly paid-up equity shares held (V)	Nos. of shares underlying Depository Receipts (VI)	Total nos. shares held (VII)=(IV)+(V)+(VI)	Shareholding % calculate as per SCRR, 1957) As a % of (A+B+C2) (VIII)	Number of Voting Rights held in each class of securities (IX)			Total as a % of Total Voting rights	No of shares underlying convertible securities (including Warrants) (X)	Shareholding as a % assuming full conversion of convertible securities (as a percentage of diluted share capital) (XI)=(VII)+(X) As a % of (A+B+C2)	Number of Locked in shares (XII)		Number of shares pledged or otherwise encumbered (XIII)	As a % of total shares held (Not held applicable) (a) (b)	Number of equity shares held in dematerialized form (XIV)	
									Class x	Class y	Total				No. (a)	As a % of total shares held (b)				
(1)	Institutions																			
(a)	Mutual Funds / UTI																			
(b)	Venture Capital Funds																			
(c)	Alternate Investment Funds																			
(d)	Foreign Venture Capital Investors																			
(e)	Foreign Portfolio Investors																			
(f)	Financial Institutions / Banks																			
(g)	Insurance Companies																			
(h)	Provident Funds / Pension Funds																			
(i)	Any Other (specify)																			
	Sub Total		0	0	0	0	0	0.0000	0	0	0	0.0000	0	0.0000	0	0.0000	0	0.0000	NA	0
(2)	Central Government / State Government(s) / President of India																			
(3)	Non-Institutions																			
(a)	Individuals-																			
	i. Individual shareholders holding nominal share capital upto Rs.2 lakhs		61	60293	0	0	60293	1.0883	60293	0	60293	1.0883	0	1.0883	0	0.0000	NA	88300	40600	
	ii. Individual shareholders holding nominal share capital in excess of Rs.2 lakhs		2	88300	0	0	88300	1.5939	88300	0	88300	1.5939	0	1.5939	0	0.0000	NA	88300		
(b)	NBFCs registered with RBI																			
(c)	Employee Trusts																			
(d)	Overseas Depositories (holding DRs) (balancing figure)																			
(e)	Any Other (specify)																			
	Investor Education and Protection Fund Authority		1	4800	0	0	4800	0.0866	4800	0	4800	0.0866	0	0.0866	0	0.0000	NA	4800		
	Bodies Corporate		10	1465267	0	0	1465267	26.4489	1465267	0	1465267	26.4489	0	26.4489	0	0.0000	NA	1465117		



MINT INVESTMENTS LTD


Table III - Statement Showing shareholding pattern of the Public shareholder as on 31/03/2018

Category & Name of the Shareholders (I)	PAN (II)	Nos. of sharehold ers (III)	No. of fully paid up equity shares held (IV)	Partly paid-up equity shares held (V)	Nos. of shares underlying Depository Receipts (VI)	Total nos. shares held (VII)=(IV)+(V)+(VI)	Shareholding % calculate d as per SCRR, 1957) As a % of (A+B+C2) (VIII)	Number of Voting Rights held in each class of securities (IX)			Total as a % of Total Voting rights (X)	No of shares underlying convertible securities (including Warrants) (XI)	Shareholding as a % assuming full conversion of convertible securities (as a percentage of diluted share capital) (XI)=(VII)+(X) As a % of (A+B+C2)	Number of Locked in shares (XII)		Number of shares pledged or otherwise encumbered (XIII)	Number of of total equity shares held in demateria lized form (XIV)
								Class x	Class y	Total				No. (a)	As a % of total shares held (b)		
BISHNAUTH INVESTMENTS LIMITED	AABCM7767N	1	785000	0	0	785000	14.1697	785000	0	785000	14.1697	0	0.0000	0	0.0000	NA	785000
THIRDWAVE BUSINESS AIDS PRIVATE LIMITED	AAACT9843P	1	276820	0	0	276820	4.9968	276820	0	276820	4.9968	0	0.0000	0	0.0000	NA	276820
WILLIAMSON FINANCIAL SERVICES LIMITED	AAACW4504A	1	240000	0	0	240000	4.3321	240000	0	240000	4.3321	0	0.0000	0	0.0000	NA	240000
DUFFLAGHUR INVESTMENTS LIMITED	AAACD9587C	1	100000	0	0	100000	1.8051	100000	0	100000	1.8051	0	0.0000	0	0.0000	NA	100000
Sub Total		74	1618660	0	0	1618660	29.2177	1618660	0	1618660	29.2177	0	0.0000	0	0.0000	NA	1598817
Total Public Shareholding		74	1618660	0	0	1618660	29.2177	1618660	0	1618660	29.2177	0	0.0000	0	0.0000	NA	1598817




Table IV - Statement Showing shareholding pattern of the Non Promoter - Non Public shareholder as on 31/03/2018

(1) Category & Name of the Shareholders (I) Custodian / DR Holder	PAN (II)	No of sharehold ers (III)	No. of fully paid up equity shares held (IV)	Partly paid-up equity shares held (V)	Nos. of shares underlying Depository Receipts (VI)	Total nos. shares held (VII)=(IV) + (V)+(VI)	Shareholding % calculated as per SCRR, 1957) As a % of (A+B+C2) (VIII)	Number of Voting Rights held in each class of securities (X)			No of shares underlying securities convertible (including Warrants) (X)	Total Shareholding as a % assuming full conversion of convertible securities (as a percentage of diluted share capital) (XI)=(VII)+(X) As a % of A+B+C2)	Number of Locked in shares (XII)		Number of shares pledged or otherwise encumbered (XIII)	As a % of total shares (Not held applicabl e) (a) (Not held applicabl e) (b)	Number of equity shares held in dematerializ ed form (XIV)
								Class x	Class Y	Total			No. (a)	As a % of total shares held (b)			
(2) Employee Benefit Trust (under SEBI (Share based Employee Benefit) Regulations, 2014)							0.0000	0	0	0	0.0000	0	0.0000	NA	NA		
Total Non Promoter - Non Public Shareholding (C)=(C1)+(C2)		0	0	0	0	0	0.0000	0	0	0	0.0000	0	0.0000	NA	NA	0	



MINT INVESTMENTS LTD				
Distribution Schedule as on 31/03/2018				
Share Holding	No of Holders	% age	No of Shares	% age
Upto 50	6	6.8966	260	0.0047
51 to 100	4	4.5977	400	0.0072
151 to 250	1	1.1494	200	0.0036
251 to 500	40	45.9770	15933	0.2876
501 to 5000	14	16.0920	25246	0.4557
Above 5000	22	25.2874	5497961	99.2412
Grand Total	87	100.0000	5540000	100.0000
Distribution Schedule as on 31/03/2018				
Share Holding	No of Holders	% age	No of Shares	% age
Upto 500	51	58.6207	16793	0.3031
501 to 1000	9	10.3448	8600	0.1552
1001 to 2000	2	2.2989	3846	0.0694
3001 to 4000	2	2.2989	8000	0.1444
4001 to 5000	1	1.1494	4800	0.0866
5001 to 10000	3	3.4483	24100	0.4350
Above 10000	19	21.8391	5473861	98.8062
Grand Total	87	100.0000	5540000	100.0000
Distribution Schedule as on 31/03/2018				
Notional Value of (Rs.)	No of Holders	% age	Amount (Rs.)	% age
Upto 5000	51	58.6207	167930	0.3031
5001 to 10000	9	10.3448	86000	0.1552
10001 to 20000	2	2.2989	38460	0.0694
30001 to 40000	2	2.2989	80000	0.1444
40001 to 50000	1	1.1494	48000	0.0866
50001 to 100000	3	3.4483	241000	0.4350
Above 100000	19	21.8391	54738610	98.8062
Grand Total	87	100.0000	55400000	100.0000



MINT INVESTMENTS LTD

Shareholding Summary as on 31/03/2018

Form	No of Records	No of Shares
PHYSICAL	51	19843
NSDL	29	5358757
CDSL	7	161400
TOTAL	87	5540000

